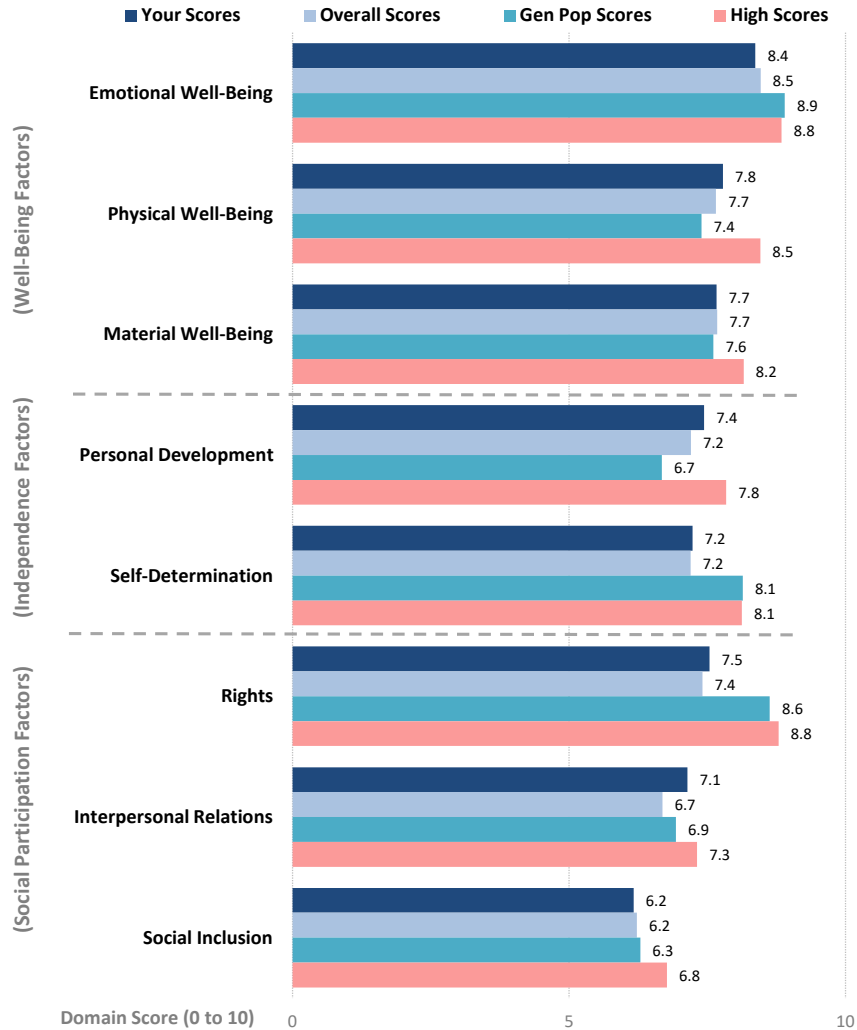
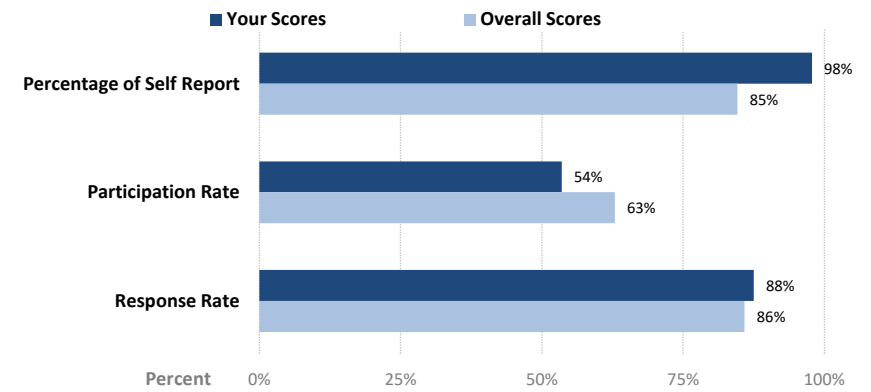


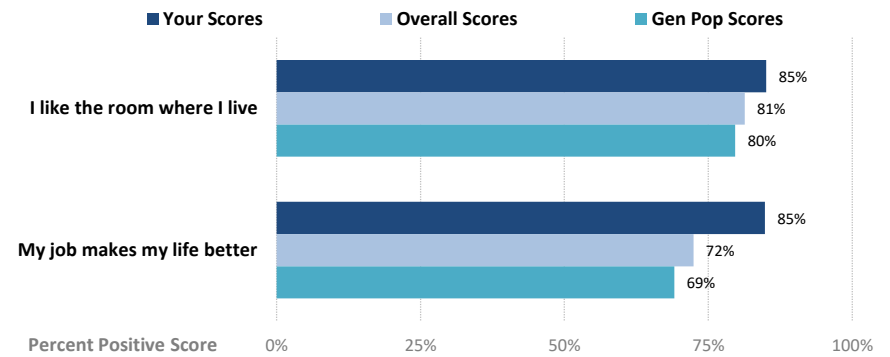
Quality of Life Domain Scores



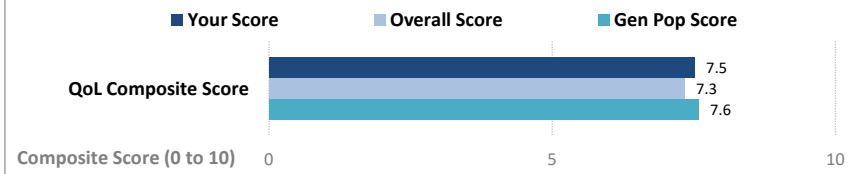
Key Survey Metrics



Housing and Employment



Quality of Life Composite Score



Quality of Life Framework		Domain Score Correlation with...				
Factor	Domain	Feels good about their life n=86	Likes the room where they live n=87	Has paid work (Yes / No) n=79	Life is better (those employed) n=33	
Well-Being	Emotional Well-Being	0.379	0.505	weak	0.676	
	Physical Well-Being	0.617	0.471		0.262	0.571
	Material Well-Being	0.402	0.420		0.211	0.507
Independence	Personal Development	0.514	0.508	0.339	0.631	
	Self-Determination	0.457	0.372	0.400	0.560	
Social Participation	Rights	0.418	0.385	0.309	0.395	
	Interpersonal Relations	0.611	0.364	0.335	0.377	
	Social Inclusion	0.512	0.420	0.407	0.562	
		Moderate Association .2 ≤ r < .5			Large Association r ≥ .5	

Note: See full report for complete results and explanatory terms. *General Population data was collected during the 2019-20 round of include Me! and represents all regions in B.C.